



United Way Bengaluru

UNITED WE WIN.

LIVE UNITED



ANNUAL REPORT 22-23

Reach.



7.5 LAKH+

**Education, Skilling
and Health**



13 LAKH+

Environment



3.5 LAKH+

**Rural Rising
Integrated Rural
Development**



7,000+

Volunteering

Table of Contents



Our Footprint

01



Education, Skilling and Health

03



Environment

09



Rural Rising - Integrated Rural Development

15



Volunteering

21



Finance

25



More..

29

Our Footprint


Karnataka RR, Env, Edu and Health
Total Reach **23,65,277**

Andhra Pradesh Edu, Health
Total Reach **7,531**

Tamil Nadu RR
Total Reach **52,136**

Kerala RR
Total Reach **13,991**

Gujarat RR, Edu
Total Reach **87,471**





Education, Skilling and Health



*"Education empowers minds,
health sustains bodies, and
skilling equips individuals for a
brighter future."*



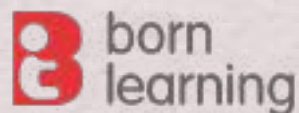
Life cycle approach – towards quality education for all

Integrated School Development Program (ISDP)

Creating model schools and enhance enrolment in Government schools

Multi-year- multi-dimensional approach to school development

Equal focus on pedagogy and extra/co-curricular activities



Support in creating a participatory eco-system in all the schools extending to the communities




Gender sensitivity, sexuality and transformative approach orientation to all teachers and students



& scholarships

Quality STEM labs with effective orientation for the teachers and focused follow ups

Flagship programs and key interventions



A flagship program to support Anganwadi Centres across India to become Saksham Anganwadis in line with the ICDS guidelines with effective nutrition enhancement resources made available along with improved learning engagement with the Anganwadi Workers for the children in the age group of 0-6 years.



Strategic Partnership & Capacity Building of ICDS functionaries



Community mobilization & participation




Early childhood Education & Health, Nutrition



Support in creating safe & conducive learning environment



A campaign to empower teachers and students with knowledge on sexual and reproductive health, gender sensitivity and inclusion by converting all the schools into safe spaces with support systems to consistently practice the acquired knowledge.



Behaviour Change
Communication on
adolescent health
and hygiene



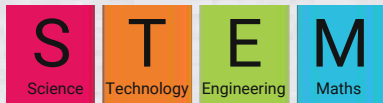
Capacity Building of
teachers on Menstrual
Hygiene Management
and Gender Inclusivity



Building Resource
infrastructure, WASH
facility collaterals & IEC



Advocacy & Strategy
alignment



To increase the interest of students in STEM related subjects and show marked improvement in the learning and retention of concepts related to STEM subjects by integrating STEAM learning as part of the regular curriculum.



To equip Government schools and Government aided schools with the necessary infrastructure, and state of the art lab for STEM or STEAM education with quality integrated digital learning components.



To train, support and handhold teachers to use digital resources for effective teaching engagement with the students.

WASH - Water, Sanitation and Hygiene, **IEC** - Information, Education & Communication,
STEM - Science, Technology, Engineering & Maths

Scholarship and mentorship for deserving students

The program is meant to promote higher education and career opportunities for deserving students who need support. Under the program, deserving students from economically disadvantaged communities were encouraged to apply and selected based on a systematic and transparent process. Alongside scholarship support, students are mentored and groomed with requisite life skills.

Integrated School Development Program(ISDP)

Strengthening Classrooms and making it conducive for learning (refurbishment work, mural art etc.,)

Equipping schools with teaching and learning materials (Computer, stationery items, chairs, tables etc.)

WASH Interventions (Toilet and wash basin construction, sanitation and hygiene kits etc.)

Appropriate training conducted for teachers and students

Health Interventions

AVAILABILITY

Intervention towards strengthening PHCs with infrastructure support, state-of-the-art equipment and essential supplies

ACCESSIBILITY

Initiatives such as Mobile Health Clinic to reach out to distant communities, providing Electric Bikes available to healthcare workers

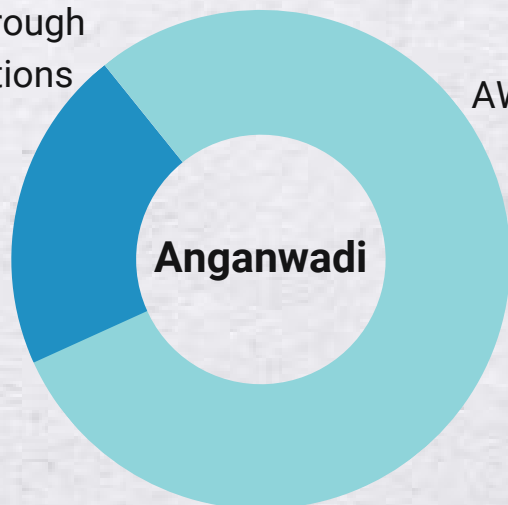
EFFECTIVE DELIVERY

Capacity building of health workers, community mobilization

By the numbers

AWCs reached through multiple interventions

238



AWW and helpers capacitated

903




12,496

Parents engaged in child learning

6


Districts reached under



13

Govt. schools strengthened

39



LABS setup



406

Teachers trained under GendHer campaign

205

Students reached through GendHer awareness workshop

57

Govt. School reached under GendHer campaign



GENDHER

7,37,713



Community members benefited through health interventions
(support to PHCs, mobile health clinics, covid vaccination etc.)

7,65,047




Total reach



Environment



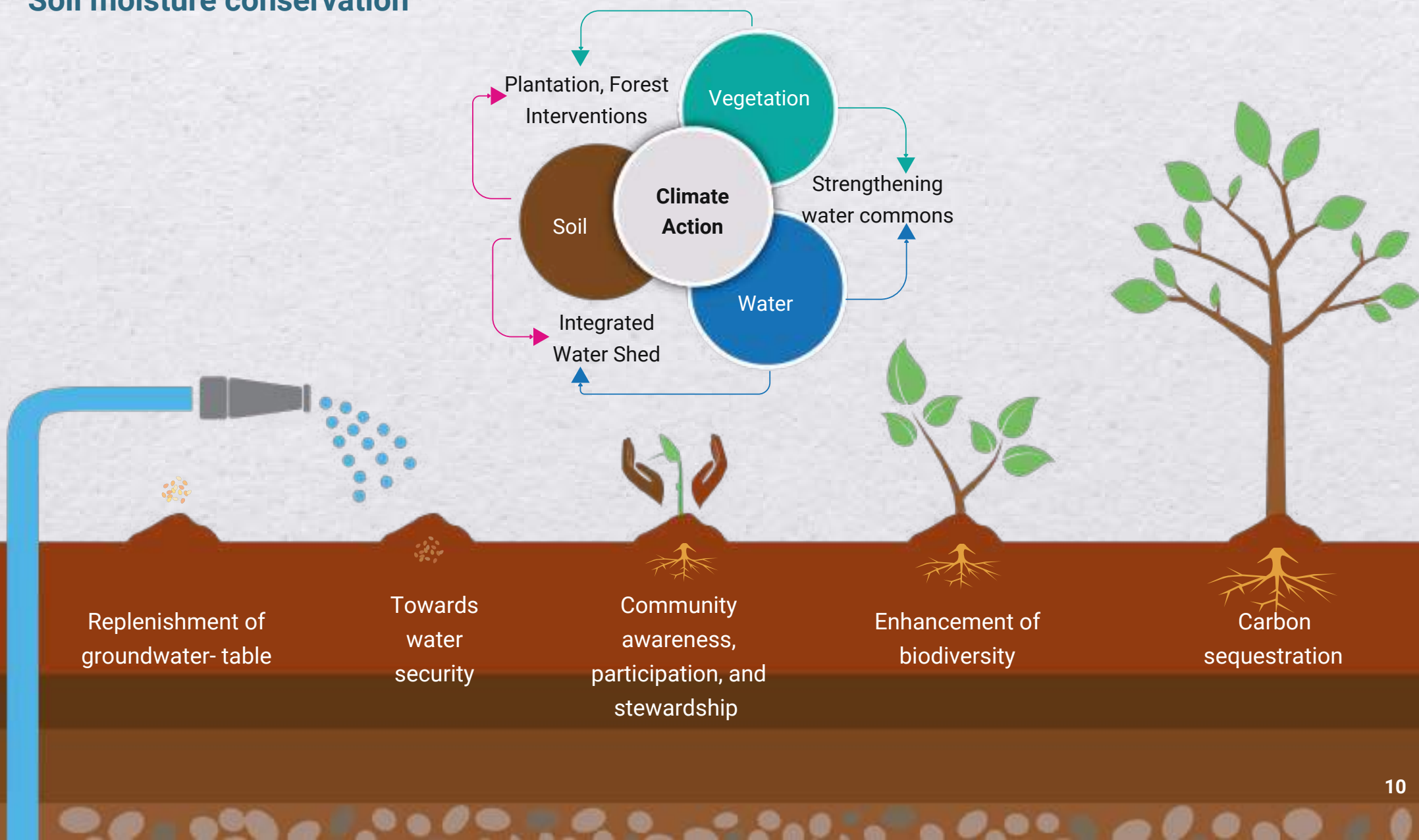
"The Earth does not belong to us: we belong to the Earth." - Marlee Matlin



Overview

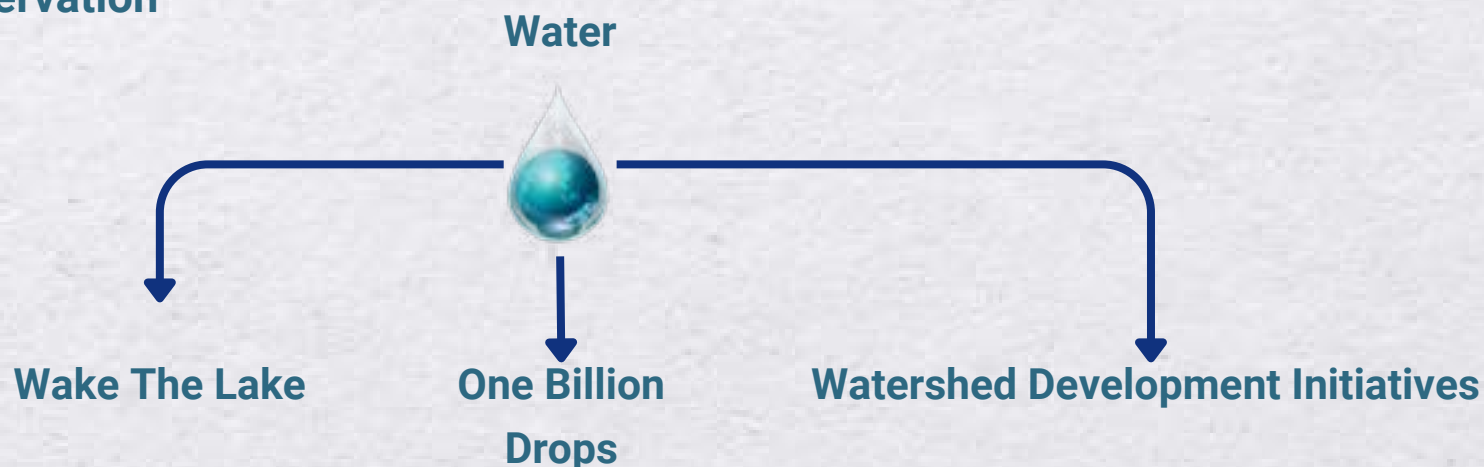
Promote effective water conservation and improve water security by demonstrating a replicable and scalable model of integrated watershed management, adopting scientific and data-backed approaches across the country.

Soil moisture conservation



Flagship programs and key interventions

Water Conservation



Wake The Lake

Started as a campaign to restore and protect the dying lakes of urban areas in Bengaluru, the Wake the Lake initiative has expanded to rural areas. The effort is towards promoting water security through active citizen groups' involvement. The initiative focuses on scientific measurements of outcome and impact, aligned to diversity, soil moisture conservation and carbon sync calculations.



One Billion Drops

The One Billion Drops campaign conserves one billion litres of rainwater annually by creating 10,000 percolation wells in and around Bengaluru. The initiative is executed with stakeholders, including government authorities such as Bruhat Bengaluru Mahanagara Palike (BBMP), CSR partners, and community members. Hundreds of percolation wells have been built across parks and large campuses in the city this year, and a clear definition of impact using a watershed approach and zone-wise measurement of groundwater table has been put in place this year.



Watershed Development Initiatives

The Watershed development typically involves activities aimed at conserving and managing water resources within a specific geographic area, such as a watershed or catchment area. This year, activities around restoration, rejuvenation and creation of structures like farm ponds, gabion, check dams, loose boulder structures etc. have been carried out which are helping towards promoting water security.



Enhances and promotes green cover



Improves soil moisture retention by reducing the velocity of runoff water



Controls soil erosion



Harvests surplus runoff water



Enhances and promotes green cover

Afforestation

Enhancing green cover through our planting interventions is helping improve biodiversity. Our plantation methods are selected based on geography, land pattern, biomass, and existing biodiversity. Focusing on indigenous and endangered species, based on the suitability of the areas around, has been fundamental to all our plantation activities. Such activities have been organized around lakes and water bodies, parks, institutional campuses and forest areas where the green cover is not as thick. In addition, this year, we also started some exploratory interventions, including the lantana project undertaken to remove the weed and train local people to make furniture out of lantana as a source of livelihood.



By the numbers




150

Water absorption
trenches



8

Urban Lakes
rejuvenated



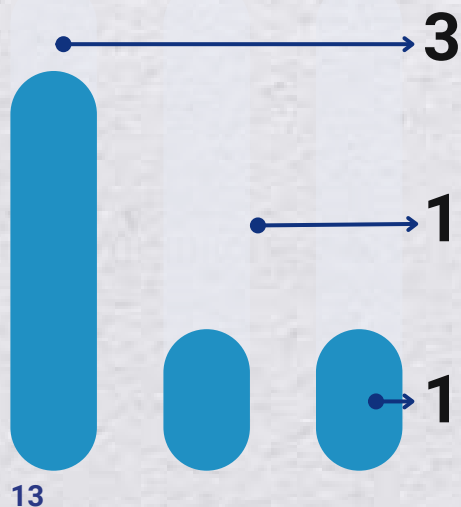
1,554

percolation wells



10

Check dams



Gabion structure

Mini reservoir

Borewell recharge
structure



34,670

saplings planted

13,65,392



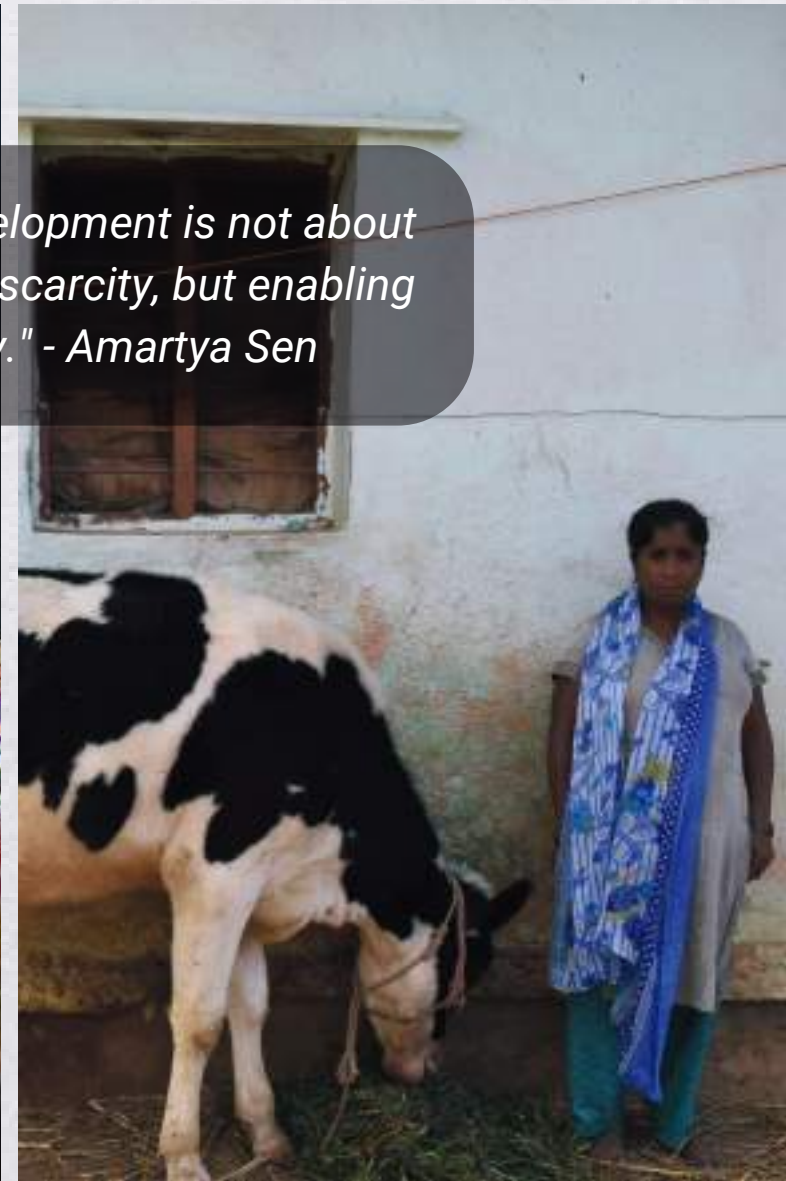
Total reach



Rural Rising - Integrated Rural Development

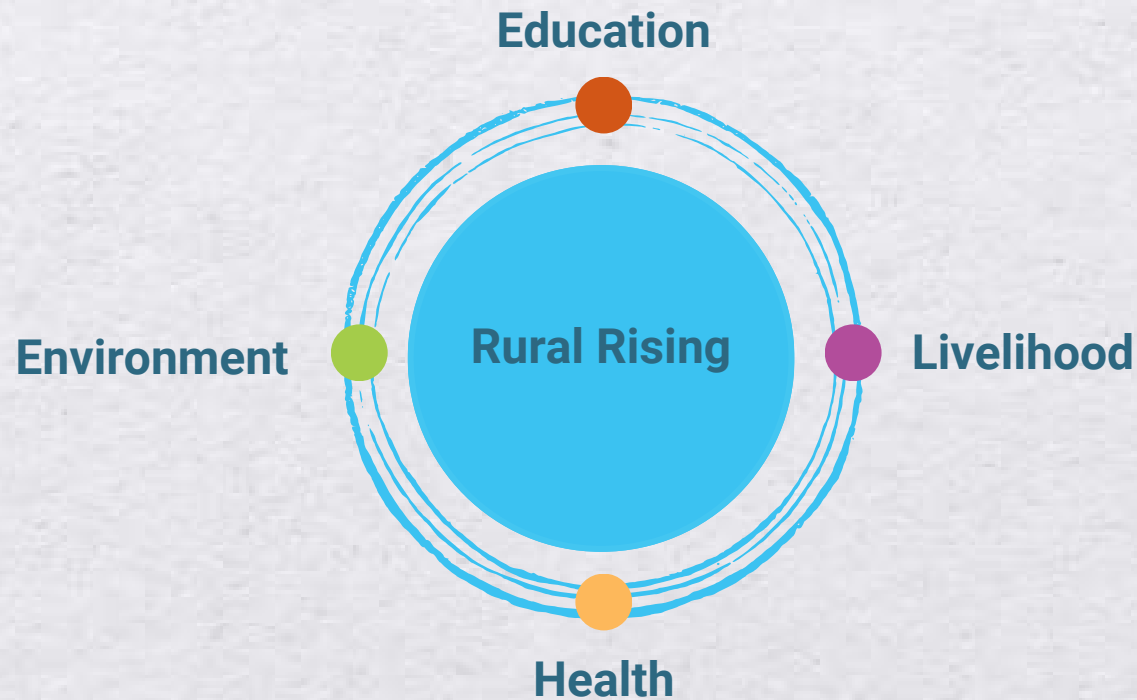


"Rural development is not about managing scarcity, but enabling plenty." - Amartya Sen



Overview

Towards self-sustainable rural communities with assured access to quality education, better health resources, access to improved livelihood resources and a clean environment



Key elements

SATURATION APPROACH

where the intervention starts at the district level and transitions to the block, village and household levels

Reaching out to **ASPIRATIONAL DISTRICTS** and marginalized remote locations

CONVERGENCE with government schemes

Aligned to **MISSION ANTYODAYA** to complement the efforts of the Gram Panchayat

Key interventions

Water, Sanitation and Hygiene



Solid waste management

Community toilet complex



Access to drinking water through community RO units, Over Head Tanks



Sustainable Environment

Rejuvenation of water bodies



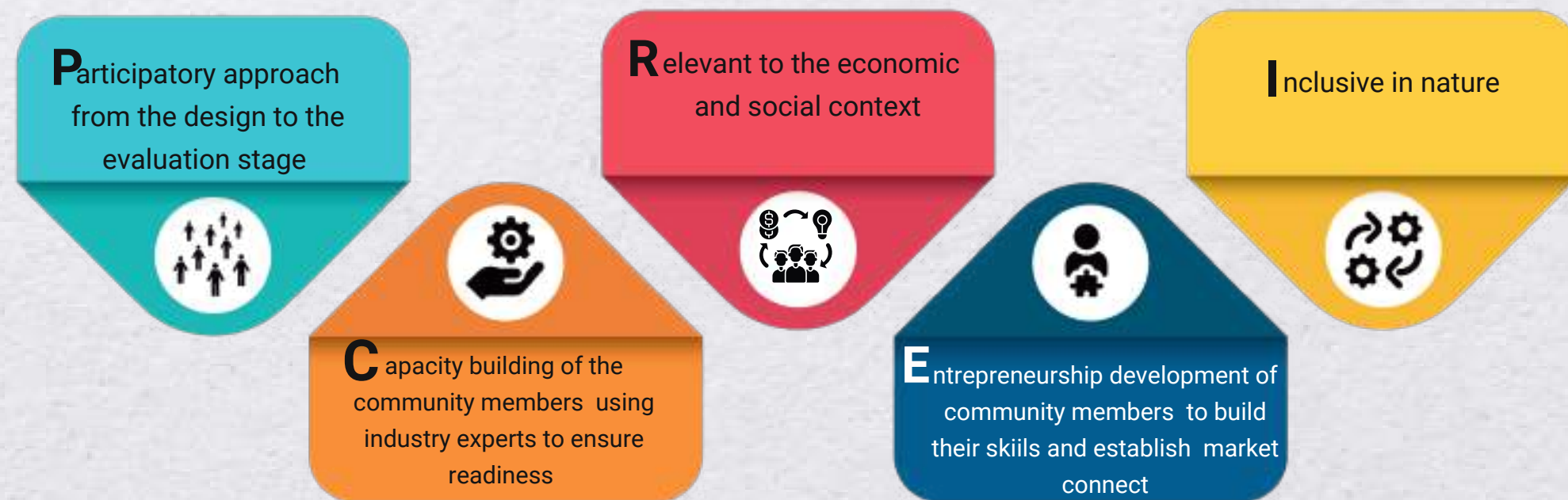
Solar street lights installation



Plantation



Skilling and Livelihood interventions to break the cycle of poverty through P.R.I.C.E approach



Early Childhood Education, School Empowerment Initiative and Scholarship Interventions

Strengthening learning spaces such as AWCs and schools (infrastructure, WASH, educational resources)

Setting up STEM Labs, Digital Classrooms and Libraries

Scholarship and Mentorship to support higher education of students from under privileged communities

By the numbers



6

Rural Lakes
rejuvenated



629

Livelihood interventions (especially
women and persons with disabilities)

12
R.O Units

7,795

02
OHTs

5,500

people accessing water
through RO units and OHTs

2 Community
toilets




2,500

Average users per month (male, female,
transgender) - community toilet



14,274

Youth benefitted through scholarship and
mentorship programs, STEM labs, education kits,
sports equipment etc.



5,263

Users of solid waste
intervention (3 collection
vehicles handed over to the
community)

3,53,709



Total reach



Volunteering.



"Never doubt that a small group of thoughtful, committed citizens can change the world; indeed, it's the only thing that ever has." – Margaret Mead

Volunteering across themes

ENVIRONMENT

Plog Run, Cleaning Lakes, Plantation,
Seed Ball Making, Compost Making,
Terrace Gardening, Mulching, Making
Paper Bags.....

HEALTH

Distribution of Ration Kits, Hygiene Kits,
Nutrition Kits, Medical Aids, Health
Awareness Sessions.....

EDUCATION

Mentorship, Developing Learning Tools,
Computer and Communications
Training, Mural art at Anganwadi
Centres and schools.....

SPECIAL OBSERVATION DAYS

Women's Day, Earth Day, World
Environment Day.....



142

Volunteering events
organized



7,107

Volunteers participated



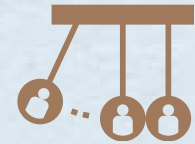
17,483

Volunteering Hours

BENEFITS OF VOLUNTEERING

SOCIAL IMPACT

We aim to address ESG issues and social issues through our volunteering initiatives



EMPLOYEE RETENTION AND RECRUITMENT

We create opportunities that help employees find a larger purpose in life, ensuring their well-being; helps to attract top talent and retain skilled professionals who align with the larger values



COMMUNITY ENGAGEMENT AND DEVELOPMENT

Volunteers are engaged in community development initiatives, contributing to the overall welfare, inclusivity, and sustainable growth of the communities they operate in



LONG-TERM SUSTAINABLE DEVELOPMENT

We address systemic issues and empower local communities; organizations contribute to the nation's socio-economic progress and create a positive legacy










Finance.








"Giving back to the communities and institutions that helped us achieve success is a value we share and a privilege we embrace."

-Dinesh Paliwal

BALANCE SHEET

UNITED WAY OF BENGALURU							
Crimson Court, #5, 2nd Floor, Jeevan Bhima Nagar Main Road, HAL 3rd Stage, Bangalore -560 075							
BALANCE SHEET AS AT 31-03-2023							
(Amount in Rs.)							
Particulars	Sch	2022-23			2021-22		
		LC	FC	TOTAL	LC	FC	TOTAL
SOURCES OF FUNDS							
General Fund	2	4,43,25,036	14,05,73,669	18,48,98,705	9,37,53,189	10,48,19,352	19,85,72,541
Earmarked Funds	3	88,80,80,272	1,12,72,04,726	2,01,52,84,999	1,00,41,44,296	1,31,44,10,705	2,31,85,55,001
Non Current Liabilities							
Long term provisions	4	24,69,012	-	24,69,012	20,24,896	-	20,24,896
Current Liabilities							
Duties and Taxes	5	63,61,632	21,47,174	85,08,806	80,16,680	51,84,225	1,32,00,905
Sundry Creditors		-	-	-	54,10,257	12,64,675	66,74,932
Short term provisions	6	16,84,141	-	16,84,141	21,411	-	21,411
Total		94,29,20,093	1,26,99,25,570	2,21,28,45,662	1,11,33,70,729	1,42,56,78,957	2,53,90,49,686
APPLICATION OF FUNDS							
Non Current Assets							
Property, plant and equipment	7	52,80,163	13,81,519	66,61,682	20,78,062	5,63,302	26,41,363
Long term deposits	8	50,36,846	28,53,598	78,90,444	23,01,742	28,53,598	51,55,340
Current Assets							
Short term loans and advances	9	17,98,646	21,74,762	39,73,408	53,30,345	1,22,08,171	1,75,38,515
Cash and bank balances	10	92,94,73,362	1,26,33,95,341	2,19,28,68,704	1,10,15,03,156	1,40,87,32,160	2,51,02,35,316
Other Current assets	11	13,31,075	1,20,349	14,51,424	21,57,425	13,21,726	34,79,151
Total		94,29,20,093	1,26,99,25,570	2,21,28,45,662	1,11,33,70,729	1,42,56,78,957	2,53,90,49,686
Significant accounting policies 1							
As per our report of even date enclosed							
for Vishnu Daya & Co LLP., Chartered Accountants Firm Registration Number: 008456S/S200092				For United Way of Bengaluru			
 Guru Prasad Partner Membership Number: 219250				 Prashanth Prakash Chairman			
				 Hariharan Narayanaswamy Treasurer			
				 Venkata Subhaka Namala Vice-President-Finance, HR and Admin & Chief Compliance Officer (CCO)			
Place: Bangalore							
Date: 08-09-2023							

INCOME & EXPENDITURE ACCOUNT


UNITED WAY OF BENGALURU Crimson Court, #5, 2nd Floor, Jeevan Bhima Nagar Main Road, HAL 3rd Stage, Bangalore -560 075 INCOME AND EXPENDITURE ACCOUNT (Amount in Rs.)							
Particulars	Sch	2022-23			2021-22		
		LC	FC	TOTAL	LC	FC	TOTAL
INCOME							
Amounts appropriated from the earmarked funds for expenditure / disbursements on specified projects/activities	3	82,25,24,023	46,15,75,883	1,28,40,99,906	1,74,73,00,094	3,87,03,51,053	5,61,76,51,147
Interest on Saving Bank account		91,14,337	1,57,50,127	2,48,64,464	4,17,04,143	4,88,94,038	9,05,98,181
Interest on Fixed Deposit		39,69,600	47,12,807	86,82,406	48,66,015	55,47,477	1,04,13,492
Interest on Group Gratuity deposit		3,04,716	-	3,04,716	1,92,947	-	1,92,947
Interest on Income Tax Refund		4,35,355	-	4,35,355	-	-	-
		83,63,48,031	48,20,38,817	1,31,83,86,848	1,79,40,63,199	3,92,47,92,568	5,71,88,55,767
EXPENDITURE							
Amounts incurred from earmarked funds for expenditure / disbursements on specified projects/activities	12	74,53,65,431	42,78,25,422	1,17,31,90,853	1,72,59,83,018	3,82,97,15,988	5,55,56,99,006
Employee Benefit Expenses	13	6,19,47,436	2,87,09,505	9,06,56,941	1,71,03,650	3,42,90,979	5,13,94,629
Administration and other expenses	14	1,37,74,232	46,88,099	1,84,62,331	35,33,411	61,93,555	97,26,966
Depreciation	7	14,36,923	3,52,857	17,89,781	6,80,014	1,50,532	8,30,546
Total		82,25,24,023	46,15,75,883	1,28,40,99,906	1,74,73,00,093	3,87,03,51,053	5,61,76,51,146
Excess of Income/(Expenditure) over Expenditure/Income		1,38,24,008	2,04,62,934	3,42,86,942	4,67,63,105	5,44,41,515	10,12,04,621
Notes on Accounts 1							
As per our report of even date enclosed							
for Vishnu Daya & Co LLP., Chartered Accountants Firm Registration Number: 008456S/S200092				For United Way of Bengaluru			
 Guru Prasad Partner Membership Number. 219250				 Prashanth Prakash Chairman			
				 Hariharan Narayanaswamy Treasurer			
Place: Bangalore Date : 28-09-2023				 Venkatesh Narayana Vice-President Finance, HR and Admin & Chief Compliance Officer (CCO)			

RECEIPTS & PAYMENTS ACCOUNT


UNITED WAY OF BENGALURU							
Crimson Court, #5, 2nd Floor, Jeevan Bhima Nagar Main Road, HAL 3rd Stage, Bangalore -560 075							
RECEIPTS AND PAYMENTS ACCOUNT							
(Amount in Rs)							
Particulars	Sch	2022-23			2021-22		
		LC	FC	TOTAL	LC	FC	TOTAL
Receipts							
Opening Balance :-							
Cash and Bank	1	1,01,14,70,210	1,27,04,45,142	2,28,19,15,352	38,84,88,930	29,78,58,116	68,63,47,046
Fixed Deposit		9,00,32,946	13,82,87,018	22,83,19,964	8,19,51,710	8,00,00,000	16,19,51,710
Donations		64,00,75,120	29,27,94,006	93,28,69,126	2,32,21,47,336	4,83,78,31,629	7,15,99,78,965
Interest Received	2	2,04,43,138	2,16,83,576	4,21,26,713	4,69,45,787	5,41,94,602	10,11,40,389
		1,76,20,21,414	1,72,32,09,741	3,48,52,31,155	2,83,95,33,763	5,26,98,84,348	8,10,94,18,110
Payments							
Project Expenses	3	75,49,91,474	42,19,19,148	1,17,69,10,622	1,71,48,41,543	3,82,34,69,629	5,53,83,11,172
Employee Benefit Expenses	4	5,88,14,404	3,24,08,143	9,12,22,547	1,71,03,650	3,11,02,309	4,82,05,959
Administrative & Other Expenses	5	1,13,68,044	43,16,034	1,56,84,079	36,88,834	63,02,236	99,91,070
Long Term Deposits		27,35,104	-	27,35,104	12,31,191	-	12,31,191
Fixed Asset Purchased		46,39,025	11,71,074	58,10,099	11,65,389	2,78,014	14,43,403
Closing Balance :-							
Cash and Bank	8	92,90,75,096	1,26,33,95,341	2,19,24,70,438	1,01,14,70,210	1,27,04,45,142	2,28,19,15,352
Fixed Deposit		3,98,266	-	3,98,266	9,00,32,946	13,82,87,018	22,83,19,964
Total		1,76,20,21,414	1,72,32,09,741	3,48,52,31,155	2,83,95,33,763	5,26,98,84,348	8,10,94,18,110


As per our report of even date enclosed

for Vishnu Daya & Co LLP.,
Chartered Accountants
Firm Registration Number: 008456S/S200092




Guru Prasad
Partner
Membership Number: 219250






Prashanth Prakash
Chairman



Hariharan Narayanaswamy
Treasurer



Venkata Sudhakar Namala
Vice-President-Finance, HR and Admin & Chief
Compliance Officer (CCO)

Place: Bangalore
Date : 28-09-2022

Recognition



**BW DISRUPT SOCIAL IMPACT
AWARDS, 2023**

BW Disrupt Social Impact Leader



**7TH CORPORATE SOCIAL
RESPONSIBILITY SUMMIT &
AWARDS, 2023**

Most committed NGO
& Best NGO Leadership Award



INDIA CSR AWARDS, 2023

India Responsible Leaders Award
2023



ICC IMPACT AWARDS, 2023

Winner – Healthcare
Special Jury Award - Rural
Empowerment



JUNOON AWARDS, 2023

1st Runner Up -Excellence in Water
Conservation



ASSOCHAM CSR AWARDS 2023

1st Runner Up -Excellence in Water
Conservation

Board Members



H Narayanaswamy
Treasurer



Prashant Prakash
Board Chairman



M P Hariharan
Secretary



Sabu Thomas
Member



K T Chandy
Member



Suresh Nair
Member



Lalit Ahuja
Member



Sanjeeva Kumar Jain
Member



Pashupati Kumar
Member

Certifications



CAF International



ISO Guide Star



UN Global Compact Network

Our Flagships




Building safe spaces in schools and communities through focussed gender sensitization initiatives.



Creating self-sustainable rural communities through integrated rural development initiatives.



Promoting water security by restoring abandoned waterbodies through public-private partnerships.



Enriching early education and care by strengthening Anganwadi Centres.



Conserving 1 billion litres of rainwater by constructing 10,000 percolation wells.

VISION

United Way envisions a world where all the individuals and families achieve their human potential through education, income stability and healthy lives.

MISSION

United Way seeks to improve lives by mobilizing the caring power of communities around the world to advance the common good.

Give. Advocate. Volunteer



United Way of Bengaluru

Building No. 5, 3rd Floor, Crimson Court,
Jeevan Bima Nagar Main Road, HAL 3rd Stage,
DOS Colony, Jeevan Bima Nagar,
Bengaluru, Karnataka 560075

www.uwbengaluru.org

Follow us on

